

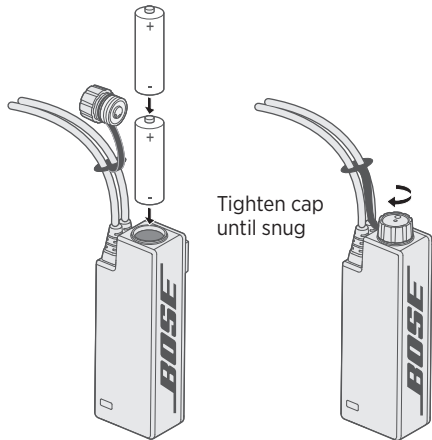


SOUNDCOMM B30 HEADSET

Please read and keep all safety and use instructions.

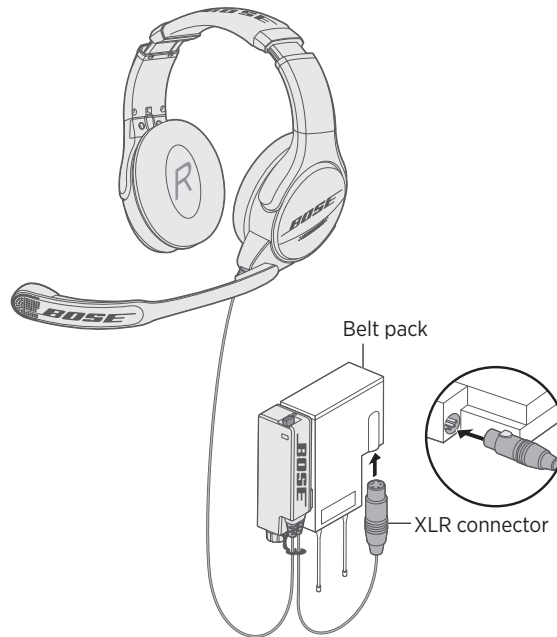
①

Insert two AA alkaline batteries.



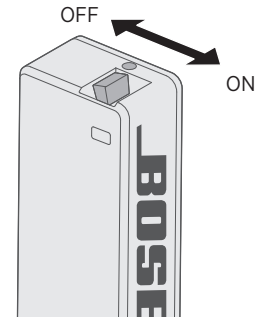
②

Attach the XLR connector to the belt pack.



③

Turn on for noise reduction.



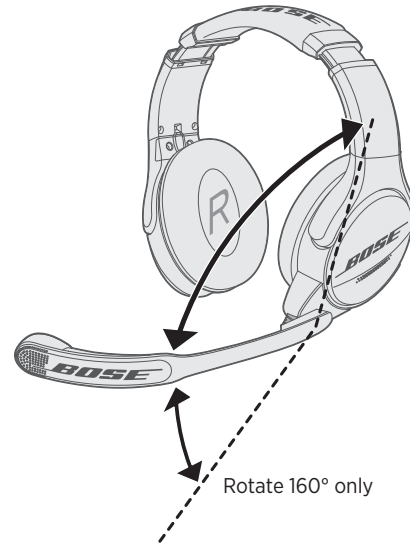
NOTES:

- For detailed setup information and troubleshooting steps, refer to the full owner's guide at www.Bose.com/B30
- The headset is covered by a limited warranty. Visit our website at global.Bose.com/warranty for details of the limited warranty.

DO wear the headset properly.



DON'T over-rotate the microphone.



773319-0020