

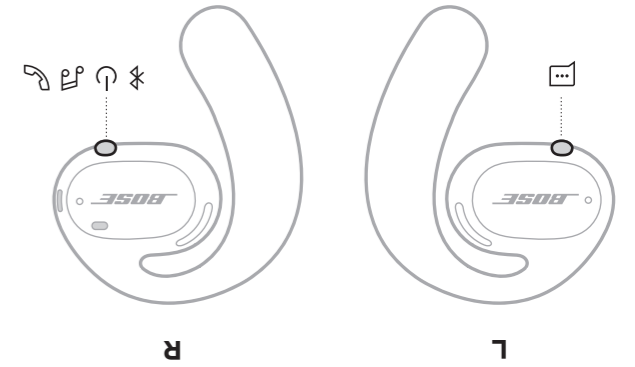
← Start Here →

BOSE SPORT OPEN EARBUDS

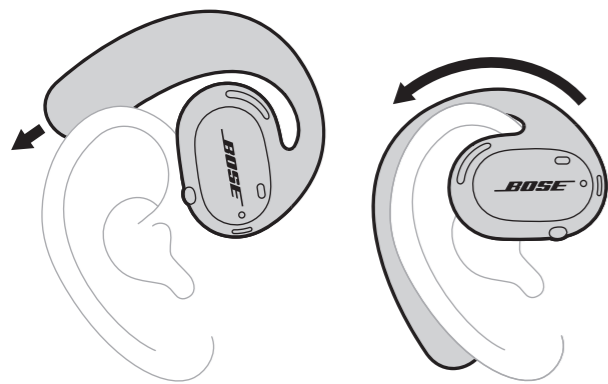


To learn about earbud controls, view the Product Tips in the Bose Music app.

worldwide.Bose.com/Support/SportOpenEarbuds

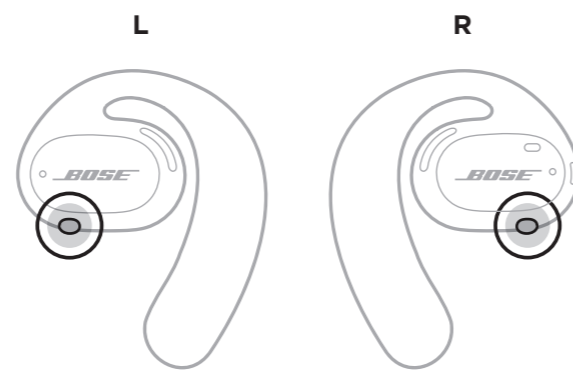


① Fit



Slide the earhook behind your ear and rotate the earbud back until it rests gently over the top of your ear.

② Wake up



Press the button on the left earbud and then the right earbud.

Notes:

- If the button press doesn't work, charge the earbuds using the charging base, then try again.
- After initial wake up, the button on the right earbud powers both earbuds on/off.

③ Connect



BOSE MUSIC



Download the Bose Music app to easily connect your mobile device.

Note: You can also use your device's Bluetooth® settings.

Get more control with the Bose Music app

- Check your earbud fit.
- Learn about earbud controls.
- Manage Bluetooth connections.
- Get new features over time.

