



Acoustic Wave® II

POWER PACK

Owner's Guide

Bedienungsanleitung

Guía de usuario

Notice d'utilisation

Manuale di istruzioni

Gebruiksaanwijzing

คู่มือผู้ใช้

사용자 안내서

用户指南

دليل المالك



Important Safety Instructions

1. **Read these instructions** – for all components before using this product.
2. **Keep these instructions** – for future reference.
3. **Heed all warnings** – on the product and in the owner's guide.
4. **Follow all instructions.**
5. **Do not use this product near water or moisture** – Do not use this product near a bathtub, washbowl, kitchen sink, laundry tub, in a wet basement, near a swimming pool, or anywhere else that water or moisture is present.
6. **Clean only with a dry cloth** – and as directed by Bose Corporation. Unplug the power pack power supply from the wall outlet before cleaning.
7. **Do not install near any heat sources, such as radiators, heat registers, stoves, or other apparatus (including amplifiers) that produce heat.**
8. **Only use attachments/accessories specified by Bose.**
9. **Unplug the power pack power supply during lightning storms or when unused for long periods of time** – to prevent damage to this product.
10. **Refer all servicing to qualified service personnel. Servicing is required when the apparatus has been damaged in any way, such as power-supply cord or plug is damaged, liquid has been spilled or objects have fallen into the apparatus, the apparatus has been exposed to rain or moisture, does not operate normally, or has been dropped** – Do not attempt to service this product yourself. Opening or removing covers may expose you to dangerous voltages or other hazards. Please call Bose to be referred to an authorized service center near you.
11. **Protect the power cord from being walked on or pinched, particularly at plugs, convenience receptacles, and the point where they exit from the apparatus.**
12. **To prevent risk of fire or electric shock, avoid overloading wall outlets, extension cords, or integral convenience receptacles.**
13. **Do not let objects or liquids enter the product** – as they may touch dangerous voltage points or short-circuit parts that could result in a fire or electric shock.

Compliance with FCC rules (U.S.A., only)

This device complies with Part 15 of the FCC rules. Operation is subject to the following two conditions: (1) This device may not cause harmful interference, and (2) this device must accept any interference received, including interference that may cause undesired operation.

NOTICE

This equipment has been tested and found to comply with the limits for a Class B digital device, pursuant to Part 15 of the FCC rules. These limits are designed to provide reasonable protection against harmful interference in a residential installation. This equipment generates, uses, and can radiate radio frequency energy and, if not installed and used in accordance with the instructions, may cause harmful interference to radio communications. However, this is no guarantee that interference will not occur in a particular installation. If this equipment does cause harmful interference to radio or television reception, which can be determined by turning the equipment off and on, you are encouraged to try to correct the interference by one or more of the following measures:

- Reorient or relocate the receiving antenna.
- Increase the separation between the equipment and receiver.
- Connect the equipment to an outlet on a different circuit than the one to which the receiver is connected.
- Consult the dealer or an experienced radio/TV technician for help.

FCC WARNING

- Changes or modifications not expressly approved by the party responsible for compliance could void the user's authority to operate this equipment.
- Proper connections must be used for connection to a host computer and/or peripherals in order to meet FCC emission limits.

This product complies with the Canadian ICES-003 Class B specifications.

Please read this owner's guide

Please take the time to follow the instructions in this owner's guide carefully. It will help you to properly use your new Bose® product and enjoy its features. Please save this owner's guide for future reference.

WARNINGS and CAUTIONS

- To reduce the risk of fire or electric shock, do not expose this product to rain or moisture. The apparatus shall not be exposed to dripping or splashing, and objects filled with liquids, such as vases, shall not be placed on the apparatus. As with any electronic products, use care not to spill liquids into any part of the system. Liquids can cause a failure and/or a fire hazard.
- The power supply must be used indoors. It is neither designed nor tested for use outdoors, in recreation vehicles, or on boats.
- Before use, charge the power pack using only the supplied power supply, referring to the charging instructions in this owner's guide. Do not continue charging the power pack if it does not reach full charge within the specified charging time. Doing so may cause the power pack to become hot, rupture, or ignite. If you see any heat deformation or leakage, properly dispose of the power pack.
- Do not leave the power pack charging for prolonged periods when not in use.
- If the power pack begins to leak, do not allow the liquid to come in contact with your skin or eyes. If contact has been made, wash the affected area with plenty of water and seek medical advice.
- Do not expose the power pack to temperatures greater than 212°F (100°C). If exposed to excessive heat, the power pack can catch fire and explode. The power pack may present a risk of fire or chemical burn if mistreated. Do not disassemble, heat above 212°F (100°C), or incinerate. Do not expose to excessive heat such as sunshine, fire, or the like.
- Do not place the power pack in direct sunlight, or use or store it inside cars in hot weather where it can be exposed to temperatures in excess of 140°F (60°C). Doing so may cause the power pack to generate heat, rupture, or ignite. Using the power pack in this manner also may result in a loss of performance and a shortened life expectancy.
- Do not short-circuit the power pack. Avoid storing it around metal objects such as keys, pocket change, paper clips, and jewelry.
- Do not hit the power pack with a hammer, step on, throw or drop it to expose it to a strong shock. Do not pierce the power pack with a sharp object such as a nail. Do not crush, dent, or deform the power pack in any way. If the power pack becomes deformed, properly dispose of it.
- Make no modifications to the system or accessories. Unauthorized alterations may compromise safety, regulatory compliance, and system performance.
- No naked flame sources, such as lighted candles, should be placed on the apparatus.
- Do not dismantle, open or shred the power pack.
- Where the mains plug or appliance coupler is used as the disconnect device, such disconnect device shall remain readily operable.
- This product is intended to be used only with the power supply provided.
- After extended periods of storage, it may be necessary to charge and discharge the power pack several times to obtain maximum performance.
- The cells in the power pack perform best when operating at normal room temperature 70°F (20°C).
- Always replace the power pack with the same type.
- Disconnect the power pack when not in use.
- Power Pack may get hot during normal use. Avoid placing it on heat sensitive surfaces.

 This product conforms to the EMC Directive 89/336/EEC and to the Low Voltage Directive 73/23/EEC. The complete Declaration of Conformity can be found at www.Bose.com/static/compliance/index.html.



Please dispose of a used or damaged power pack promptly and properly, following any local regulations. Keep away from children. Do not incinerate.

To return a power pack for recycling, contact Bose or your Bose dealer. In the United States only, call 1-800-905-2180. For other regions, see the contact information on the inside back cover.

Thank you

Thank you for purchasing the Acoustic Wave® II power pack – a rechargeable, portable power system providing up to 12 hours of playing time from a single charge. The rechargeable 12-volt power pack fits neatly in the Acoustic Wave® travel case (purchased separately). You can recharge the power pack from any AC outlet using the included power pack power supply.

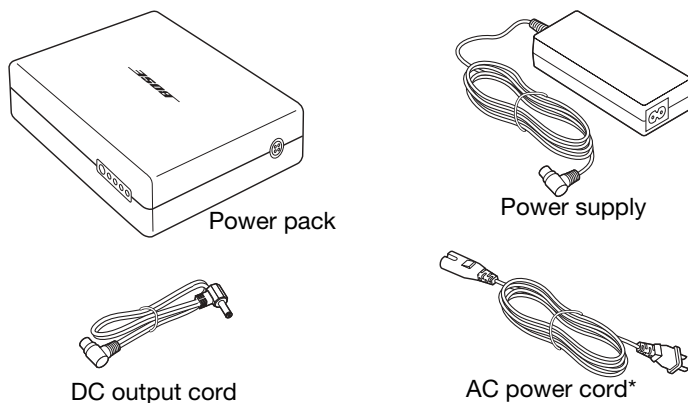
Unpacking

Carefully unpack your Acoustic Wave® II power pack. Save all packing materials for possible future use.

Make sure you received the parts identified in Figure 1. If any part appears to be damaged, do not attempt to use it. Notify Bose® Customer Service immediately (see phone numbers on the inside back cover).

Figure 1

Carton contents



*The appropriate power cord for your region is included.

IMPORTANT: Before initial use, it is important to fully charge the power pack for a minimum of four hours. See “Charging the power pack” on page 5.

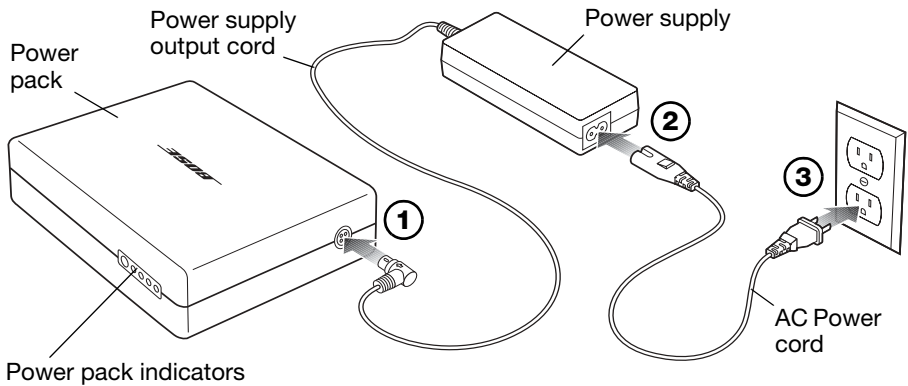
Charging the power pack

Initial charging time for a new power pack is approximately four hours. After that, recharging may take up to three hours, depending on the amount of remaining charge in the power pack.

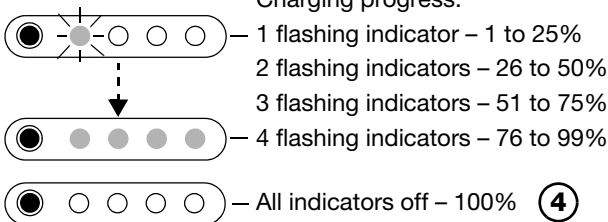
1. Plug the power supply output cord into the DC power input connector on the power pack (Figure 2).
2. Plug the small end of the AC power cord into the power supply.
3. Plug the AC power cord into a live AC (mains) outlet. Observe the power pack indicators while charging.
4. When the power pack reaches full charge (all indicators off), disconnect the power supply.

Figure 2

Connecting the power supply



Charging progress:

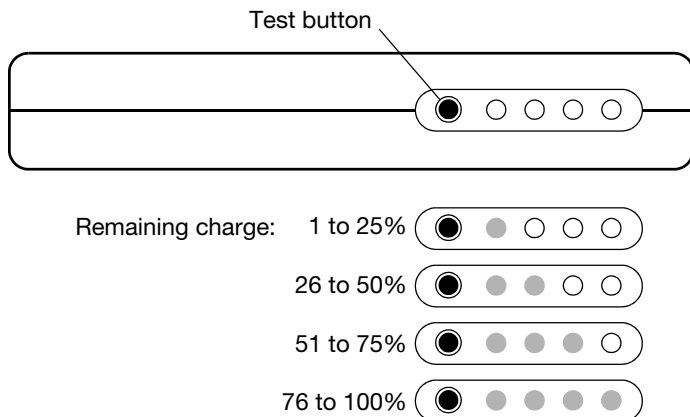


Checking the charge level

To check the charge level of the power pack, press the test button. Count the number of glowing indicators to determine the remaining charge. The indicators glow for only three seconds.

Figure 3

Reading the power pack indicators



Power pack handling and precautions

- When the Acoustic Wave® music system is off, it still draws energy from the power pack. To save battery power, please disconnect the power pack when not using the system.
- A fully charged power pack provides up to 12 hours of use—depending on volume setting and source played. Replace the power pack when it no longer provides adequate power after charging.
- Avoid storing the power pack in a discharged state, which may decrease its capacity and life. For maximum life, recharge a completely drained power pack after use and before storage.
- Avoid extreme temperatures when charging the power pack. Charging should occur in locations where the temperature is between 32°F (0°C) and 104°F (40°C).
- For maximum life, store the power pack in a dry, cool location where the temperature is between -4°F (-20°C) and 122°F (50°C).

Using the power pack in the travel case

When using the Acoustic Wave® music system in the Acoustic Wave® travel case, you can put the power pack into the rear pocket of the case for a portable DC power source.

Before connecting the power pack, be sure to remove the AC power cord from the Acoustic Wave® music system.

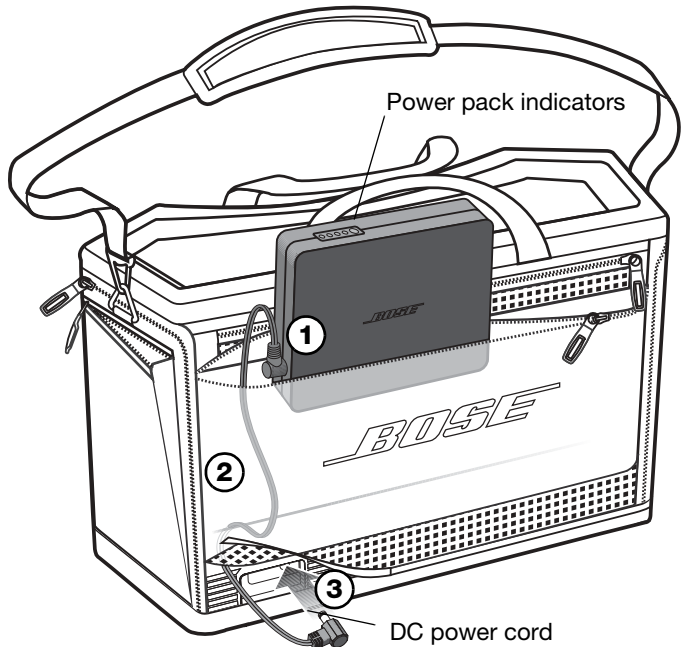
1. Plug the DC power cord into the power pack connector.
2. Feed the DC output cord through the opening in the rear pocket of the case and slide the power pack (with indicators facing up) into the pocket.
3. Plug the DC output cord into the DC input connector on the rear of the Acoustic Wave® music system.



When the Acoustic Wave® music system is off, it still draws energy from the power pack. To save battery power, please disconnect the power pack when not using the system.

Figure 4

Power pack in the travel case



Refer to your Acoustic Wave® music system owner's guide for instructions on operating on DC power.

Cleaning

Scheduled cleaning is not required. When necessary, and *using only a dry cloth*, you can wipe the outside surface of the power pack or power supply.

CAUTIONS:

- *Be sure to unplug the power pack or power supply before cleaning.*
- *DO NOT use a moist cloth to clean electrical contacts on the connectors or plugs.*

Technical information

Power pack

Type: Nickel-Metal Hydride (NiMH)
Output: 12 VDC (nominal)
Capacity: 8.0 Amp-hours
Dimensions: 6³/₄" W x 6" L x 1³/₄" H
(17.0 cm x 15.0 cm x 4.5 cm)

Power supply

Input: 100-240VAC 1.2A 50-60Hz
Output: 20.0 VDC 2.5A
Dimensions: 4¹/₄" L x 1³/₄" W x 1¹/₈" H
(10.8 cm x 4.6 cm x 3.0 cm)

- What is covered:** All parts defective in material or workmanship.
- For how long:** One year (U.S.) or two years (Europe) from the purchase date.
- What we will do:** We will, at our sole option, repair or replace any defective parts free of charge.
- What you must do:**
- (1) Call Bose® Customer Service and ask for shipping instructions.
 - (2) Properly pack the unit, if possible, in the original carton for shipping.
- Other conditions:**
- This limited warranty is fully transferable for the one-year period following purchase.
- THE PROVISIONS OF THIS LIMITED WARRANTY ARE IN LIEU OF ANY OTHER WARRANTY, WHETHER EXPRESSED OR IMPLIED, WRITTEN OR ORAL, INCLUDING ANY WARRANTY OF MERCHANTABILITY OR FITNESS FOR A PARTICULAR PURPOSE. BOSE CORPORATION'S MAXIMUM LIABILITY SHALL NOT EXCEED THE ACTUAL PURCHASE PRICE PAID BY YOU FOR THE PRODUCT. IN NO EVENT SHALL BOSE BE LIABLE FOR SPECIAL, INCIDENTAL, CONSEQUENTIAL, OR INDIRECT DAMAGES.
- This limited warranty does not cover a defect that has resulted from improper or unreasonable use or maintenance, accident, improper packing, or unauthorized tampering, alteration, or modification as determined solely by us. This limited warranty is void if the label bearing the serial number has been removed or defaced.
- Other legal rights:**
- This limited warranty gives you specific legal rights, and you also may have other rights that vary from state to state or country to country. Some places do not allow limitations on implied warranties or the exclusion or limitation of incidental or consequential damages, so the above limitations or exclusions may not apply to you.

USA Customer Support

Bose Corporation, The Mountain
Framingham, MA 01701-9168
1-800-367-4008

Canada Customer Support

Bose Ltd., 1-35 East Beaver Creek Rd.
Richmond Hill, Ontario L4B 1B3
1-800-465-2673

European Office

Bose Products B.V., Nijverheidstraat 8
1135 GE Edam, Nederland
TEL 0299-390111
FAX 0299-390114

Australia

Bose Pty Limited,
Unit 3, 2 Holker Street,
Newington NSW, 2127
TEL +61 (0)2 8737 9999
FAX +61 (0)2 8737 9924

Deutschland

Postfach 1468
48504 Nordhorn
TEL 05921 3030 123
FAX 05921-724250

Bose AG
Hauptstraße 134
CH-4450 Sissach
TEL 061 975 77 33
FAX 061 975 77 44

Bose Ges.m.b.H
Wienerbergstraße 7
A-1100 Wien
TEL 01 604 043 40
FAX 01 604 043 423

France

Bose S.A.S
12 rue de Témara
F-78100 ST. GERMAIN-EN-LAYE
France
TEL 0820 820 995
FAX 01 30 61 63 88

United Kingdom Customer Support

Freepost EX 151
Exeter EX1 1ZY
TEL 0800 614 293
FAX 0870 240 2013

Poland

Bose Sp. z o.o.
ul. Woloska 12
02-675 Warszawa, Poland
TEL (48-22) 852-2928
FAX (48-22) 852-2927

Nederland

Bose B.V., Nijverheidstraat 8
1135 GE Edam, Nederland
TEL 0299-390111
FAX 0299-390114

Bose China

Bose Electronics (Shanghai Co., Ltd)
2203-2205 22F, West Gate Tower
1038 West Nanjing Road
MeiLongzhen Plaza
Shanghai 200041,
Peoples Republic of China
TEL 86 21 62713800

Bose Hong Kong

Bose Limited
Suite 2410-11 Shell Tower
Times Square
1 Matheson Street
Causeway Bay, Hong Kong
TEL 852 2110 3330

Bose Taiwan

Worldwide House
Room 905, Floor 9
131 Min Sheng East Road
Section 3
Taipei, Taiwan
TEL 886 2 2514 7676

Bose India

Bose Corporation India Private Limited
4th Floor, Shriram Bhartiya Kala Kendra
1 Copernicus Marg
New Delhi 110 001, India
TEL 91 11 2307 3825 / 26 /27
India Toll Free: 1600 11 2673
Website: www.boseindia.com

Atlas Hi-Fi Pte. Ltd.

68 Orchard Road
#03-19/21 Plaza Singapura
Singapore 238839,
Republic of Singapore
TEL 65-6-339-0966

The Asavasopon Co. Ltd.

50-52 Siphya Road
Mahaprudtharam, Bangrak
Bangkok 10500,
Thailand
TEL 66-2-234-6467

PT Audio Pratama

JL. Lodan Raya No. 1
Block CO/CN
Jakarta 14430,
Indonesia
TEL 62-21-659-8719

CSI Corporation

Seki Building
23, 2-Ga Namsan-Dong
Joong-Gu
Seoul 100-042,
South Korea
TEL 82-2-344-635-114

Eleksis Marketing Corporation

269 Connecticut Street
Greenhills East
Mandaluyong City
Metro Manila 1550,
Philippines
TEL 63-2-724-9566

G&M International LLC

P.O. Box 1229
Dubai, United Arab Emirates
TEL 971-4-2669-000

Sound Imports

Shop 40
The Mall of Rosebank
Cradock Avenue
Rosebank 2196,
South Africa
TEL 27-11-880-1933

World Wide Web

www.Bose.com



208875

BOSE[®]
Better sound through research[®]

©2007 Bose Corporation, The Mountain,
Framingham, MA 01701-9168 USA
AM298975 Rev.02