



## Our Commitment to You

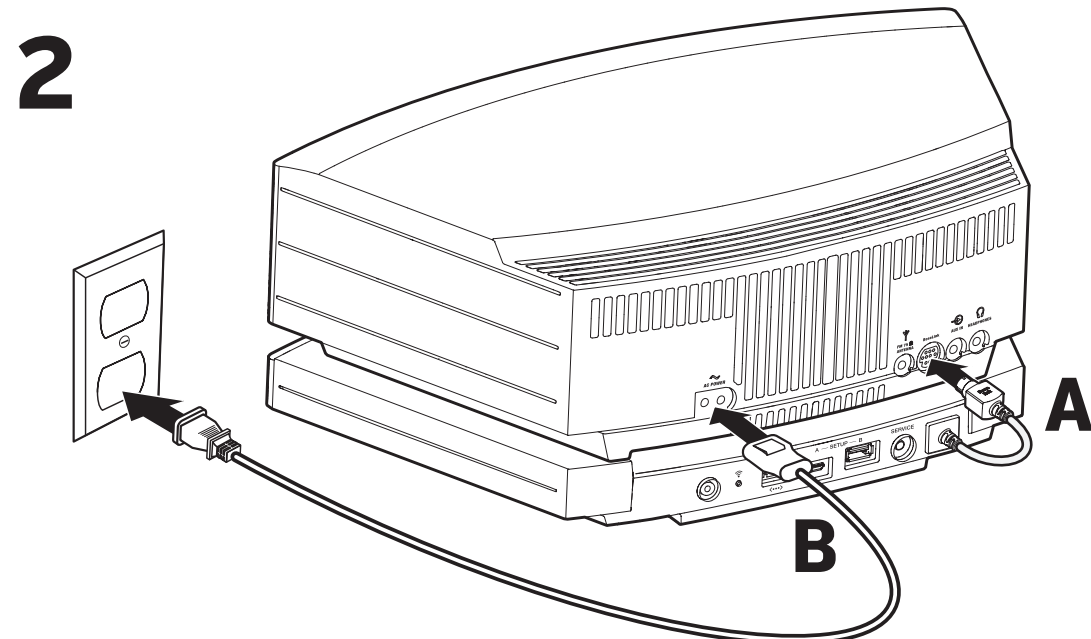
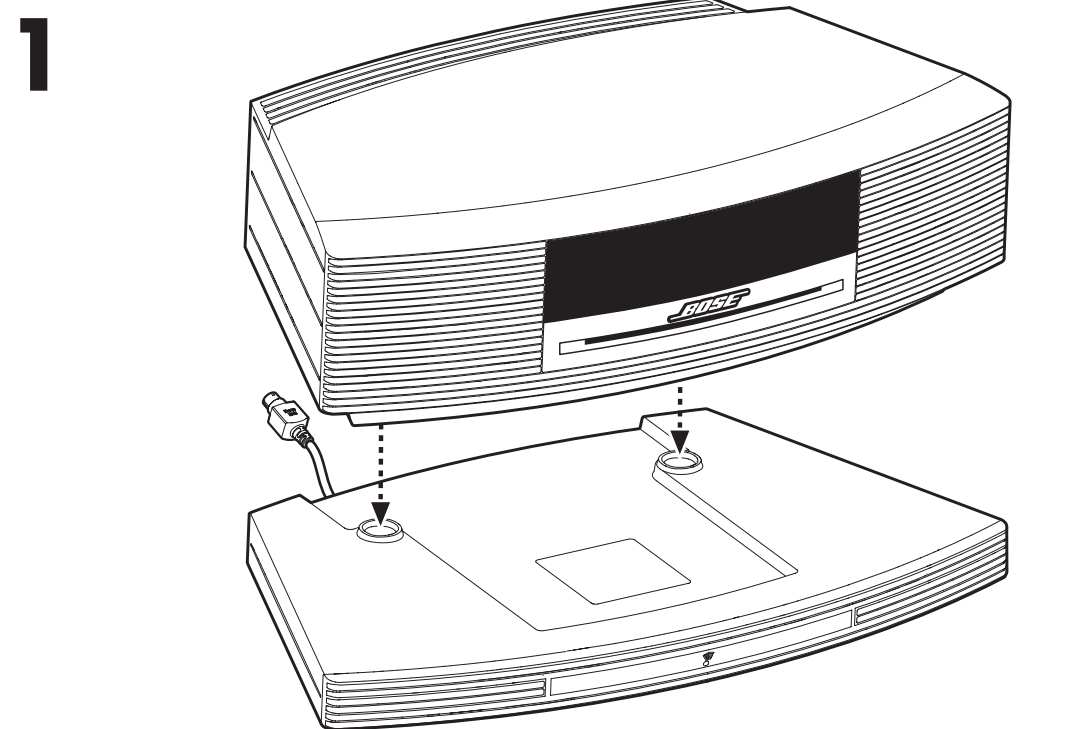
We take great pride in designing each of our products with the goal of providing the highest-accuracy musical performance possible in the price range of that product. We strive to reproduce the musical sounds as closely as possible to those of the original performance. And we strive to avoid flashy sounds such as those associated with accentuated bass and/or treble frequencies. While those sounds may be initially attractive to the novice, they are not real and are not enduring. In addition, we use only the highest-quality parts and the latest assembly and quality control techniques to ensure the reliability and long life of our products.

Our reputation rests on our steadfast pursuit of this policy in music and entertainment systems for the home, the automobile, and businesses. At Bose, we are committed to investing in research that continually gives rise to new technologies for improving sound reproduction.


When you purchase any product from Bose, we encourage you to compare it, as we do, to competitive products for musical accuracy. We believe that this process will enhance your appreciation of the product you select. With best wishes from all of us at Bose for many years of enjoyable listening.

## Wave® SoundTouch™ music system

Należy zapoznać się z Ważnymi zaleceniami dotyczącymi bezpieczeństwa dostarczonymi razem z urządzeniem.  
Leia as Instruções de Segurança Importantes fornecidas na embalagem.  
Läs igenom Viktiga säkerhetsanvisningar som finns i förpackningen.  
Lue pakkauksen sisältämät tärkeät turvallisuusohjeet.



### Korzystasz już z systemu SoundTouch™?

**Jeżeli tak:** Naciśnij przycisk , aby otworzyć aplikację w smartfonie lub tablecie. Przejdź do **EKSPLORUJ > USTAWIENIA > Systemy > DODAJ SYSTEM**.


**Jeżeli nie:** Przejdź do **KROKU 3**.

### Já está usando o SoundTouch™?

**Se sim:** Toque em  para abrir o aplicativo no smartphone ou tablet. Vá para **EXPLORAR > CONFIGURAÇÕES > Sistemas > ADICIONAR SISTEMA**.

**Se não:** Vá para **ETAPA 3**.


### Använder du redan SoundTouch™?

**Om Ja:** Knacka på  för att öppna appen på din smarttelefon eller surfplatta. Gå till **UTFORSKA > INSTÄLLNINGAR > System > LÄGG TILL SYSTEM**.

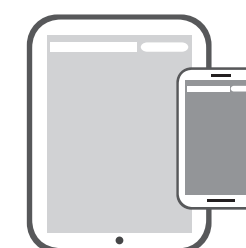
**Om Nej:** Gå till **STEG 3**.

### Käytätkö jo SoundTouch-sovellusta?

**Jos kyllä:** Voit avata sovelluksen älypuhelimessa tai

taulutietokoneessa napauttamalla . Valitse **TUTKI > ASETUKSET > Järjestelmät > LISÄÄ JÄRJESTELMÄ**.

**Jos ei:** Siirry vaiheeseen 3.



## Bose® SoundTouch™ controller app

## 3 Konfiguracja w smartfonie lub tablecie\*

Pobierz aplikację sterującą SoundTouch™.

- Użytkownicy systemu iOS: do pobrania w App Store
- Użytkownicy systemu Android™: do pobrania w sklepie Google Play™

Aplikacja prowadzi użytkownika przez proces konfiguracji.

\*Użytkownicy komputerów powinni przejść do witryny [SoundTouch.com/app](https://www.bose.com/app) w celu pobrania aplikacji.

## Instalação em smartphone ou tablet\*

Baixe o aplicativo controlador do SoundTouch™.

- Usuários do iOS: baixe da App Store
- Usuários do Android™: baixe da Google Play™ Store

O aplicativo orientará você durante a configuração.

\*Se estiver usando um computador, acesse [SoundTouch.com/app](https://www.bose.com/app) para baixar o aplicativo.

## Ställa in en smarttelefon eller surfplatta\*

Så här laddar du ned appen för SoundTouch™-kontrollen.

- iOS-användare: Ladda ned från App Store
- Android™-användare: Ladda ned från Google Play™ Store

Appen vägleder dig igenom installationen.

\*Om du använder en dator gå du till [SoundTouch.com/app](https://www.bose.com/app) för att ladda ned appen.

## Älypuhelimien tai taulutietokoneen ottaminen käyttöön\*

Lataa SoundTouch™-ohjaussovellus.

- iOS-käyttäjät: Lataa App Storesta.
- Android™-käyttäjät: Lataa Google Play™ Storesta.

Sovellus opastaa asetusten määrittämisessä.

\*Jos käytät tietokonetta, lataa sovellus osoitteesta [SoundTouch.com/app](https://www.bose.com/app).

