











Freespace® Loudspeakers
For Business Music Systems

	FreeSpace® 3 System	DS 16S & DS 16SE Loudspeaker	DS 16F Loudspeaker	DS 40SE Loudspeaker	DS 40F Loudspeaker	DS 100SE Loudspeaker	DS 100F Loudspeaker	302™A Loudspeaker	203™ Loudspeaker	360P Series II Loudspeaker
										
Applications	Background Music Foreground Music Paging	Background Music Paging	Background Music Paging	Background Music Foreground Music Paging	Background Music Foreground Music Paging	Foreground Music Paging	Foreground Music Paging	Background Music Foreground Music Paging	Background Music Foreground Music Paging	Background Music Foreground Music
Frequency Range (-10 dB)	40 Hz – 20 kHz	80 Hz – 19 kHz	80 Hz – 19 kHz	70 Hz – 19 kHz	70 Hz – 19 kHz	60 Hz – 20 kHz	60 Hz – 20 kHz	60 Hz – 19 kHz	45 Hz – 17 kHz	60 Hz – 15 kHz
Maximum SPL @ 1 M (calculated from sensitivity and power handling)	100 dB SPL (106 dB SPL peak)	96 dB SPL (102 dB SPL peak)	96 dB SPL (102 dB SPL peak)	103 dB SPL (109 dB SPL peak)	103 dB SPL (109 dB SPL peak)	105 dB SPL (111 dB SPL peak)	105 dB SPL (111 dB SPL peak)	102 dB SPL (108 dB SPL peak)	104 dB SPL (110 dB SPL peak)	100 dB SPL (106 dB SPL peak)
Equalization	Use with 40 Hz high-pass filter	Recommended loudspeaker EQ available or use with 80 Hz high-pass filter	Recommended loudspeaker EQ available or use with 80 Hz high-pass filter	Recommended loudspeaker EQ available or use with a 70 Hz high-pass filter	Recommended loudspeaker EQ available or use with a 70 Hz high-pass filter	Recommended loudspeaker EQ available or use with 55 Hz high-pass filter	Recommended loudspeaker EQ available or use with 55 Hz high-pass filter	Use with 65 Hz high-pass filter	Use with 50 Hz high-pass filter	Use with 60 Hz high-pass filter
Long-term Power Handling	200 W @ 70/100 V or 100 W @ 6 Ω	16 W @ 70/100 V or 8 Ω	16 W @ 70/100 V or 8 Ω	40 W @ 70/100 V or 8 Ω	40 W @ 70/100 V or 8 Ω	100 W @ 70/100 V or 8 Ω	100 W @ 70/100 V or 8 Ω	200 W @ 70/100 V or 100 W @ 6 Ω	75 W @ 70/100 V or 100 W @ 6 Ω	80 W @ 70/100 V
Installation	Indoor	Indoor/Outdoor	Indoor	Indoor/Outdoor	Indoor	Indoor/Outdoor	Indoor	Indoor/Outdoor	Indoor	Outdoor/Indoor
Mounting	Flush Ceiling, Surface Wall or Ceiling, Pendant	Surface Wall or Ceiling, Pole	Flush Ceiling, Pendant	Surface Wall or Ceiling, Pole	Flush Ceiling, Pendant	Surface Wall or Ceiling, Pole	Flush Ceiling, Pendant	Surface Wall or Ceiling	Surface Wall	Inground
Venue Type	Retail, restaurant, hospitality	Retail, restaurant, hospitality, transportation, houses of worship	Retail, restaurant, hospitality, transportation, houses of worship	Retail, restaurant, hospitality, transportation, houses of worship	Retail, restaurant, hospitality, transportation, houses of worship	Retail, restaurant, hospitality, transportation, houses of worship	Retail, restaurant, hospitality, transportation, houses of worship	Retail, restaurant, hospitality, transportation	Retail, restaurant, hospitality, transportation	Atriums, gardens, theme parks
Colors	Black or White Paintable	Black or White Paintable	Black or White Paintable	Black or White Paintable	Black or White Paintable	Black or White Paintable	Black or White Paintable	Black or White Paintable	Gray or White Paintable	Green