




Installing Bose® FreeSpace® DS 16S, DS 16SE, DS 40SE, and DS 100SE loudspeakers with standard U.S. steel 4" x 4" junction boxes

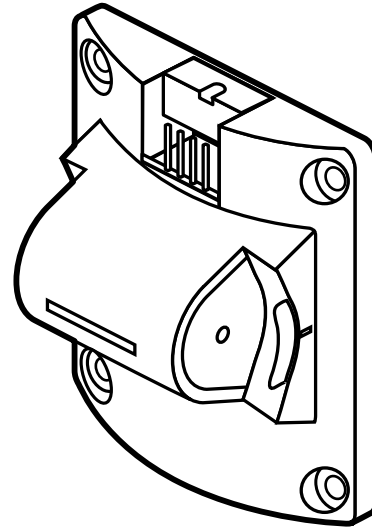
US-ONLY • KUN USA • NUR USA • SÓLO EE UU • ÉTATS-UNIS UNIQUEMENT • SOLO USA • ALLEEN VS • ENDAST USA

The FreeSpace® DS 16S, DS 16SE, DS 40SE, and DS 100SE loudspeakers can be mounted directly on standard U.S. steel 4" x 4" junction boxes using their included wall-mount brackets:

**FreeSpace DS 16S and DS 16SE loudspeakers
wall-mount bracket (included)**



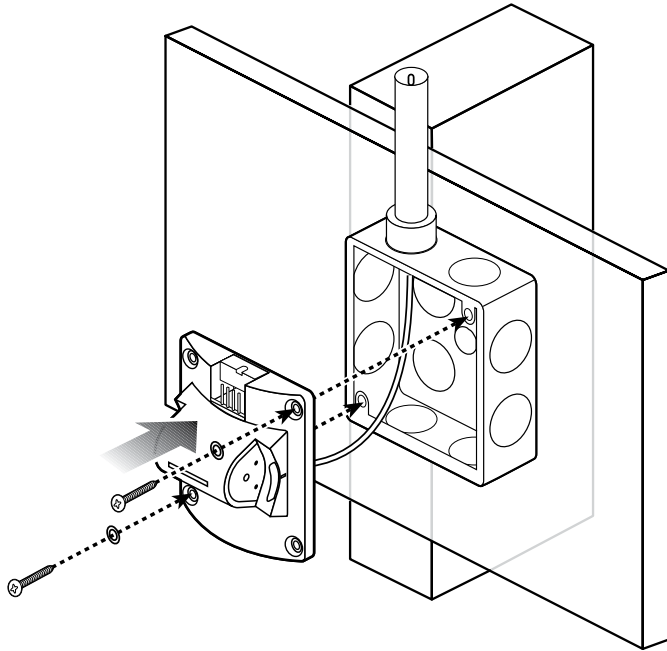
**FreeSpace DS 40SE, DS 100SE loudspeakers
wall-mount bracket (included)**



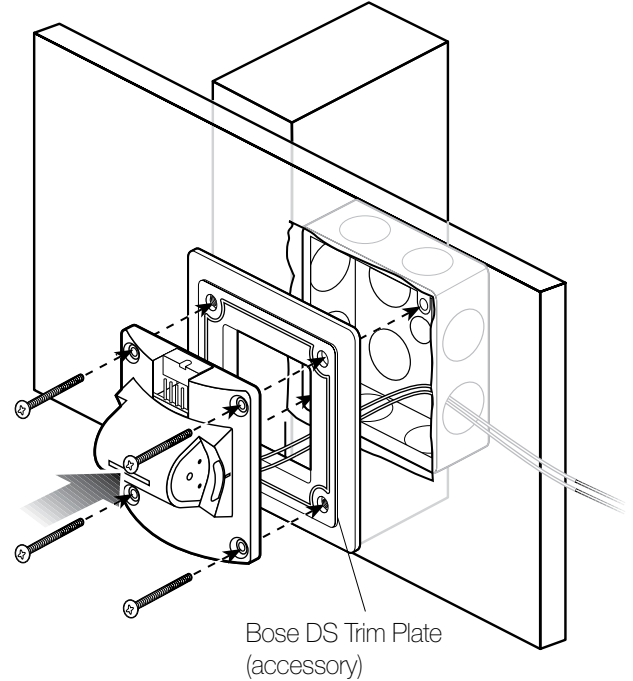
There may be several junction boxes available that are compatible with the DS 40SE and DS 100SE wall-mount brackets, however Bose Corporation only recommends the junction boxes it has validated. Please refer to the list of Bose-approved junction boxes at the end of this document.

- Choose a mounting position, method, and hardware consistent with local building codes and regulations.
- It is the responsibility of the installer to properly install the junction boxes to ensure the safety of the loudspeaker installation. Consult a building professional for the proper junction box installation method before installing the loudspeaker.
- The junction box should be installed in such a way that it is structurally capable of supporting the weight of the loudspeaker. A 10:1 safety weight ratio is recommended.
- Failure to properly install a junction box or loudspeaker could result in damage, injury or death.

With standard steel 4" x 4" on-wall junction box



With standard steel 4" x 4" in-wall junction box



When installing the FreeSpace® DS 16S, DS 16SE, DS 40SE, or DS 100SE loudspeaker on a Bose-validated on-wall junction box, only two (2) of the four (4) screw holes of the wall mount bracket will be used. Bose has conducted extensive tests to ensure that this loudspeaker mounting scheme results in a safe installation. This loudspeaker mounting scheme has passed a 10:1 safety weight ratio test.

- Use #8-32 x 3/4 screws with #8 washers or #8-32 x 3/4 truss head screws to mount the bracket to the junction box.

- Use (4) #8-32 x 2" truss head screws included with accessory Bose DS Trim Plate Kit.

For more information on installing these loudspeakers, refer to the Installation Guide that is included with the FreeSpace® DS 16S, DS 16SE, DS 40SE, and DS 100SE loudspeakers or visit pro.bose.com.

Standard U.S. Steel 4" x 4" Junction Boxes Approved by Bose

	Manufacturer: Steel City	Manufacturer: Raco
Catalog Number(s)	52151-1/2 & 3/4-EW	232
	52151-V-1/2 & 3/4	8232
	52151-CV-1/2 & 3/4	235
		8235
		237

BOSE
Better sound through research.